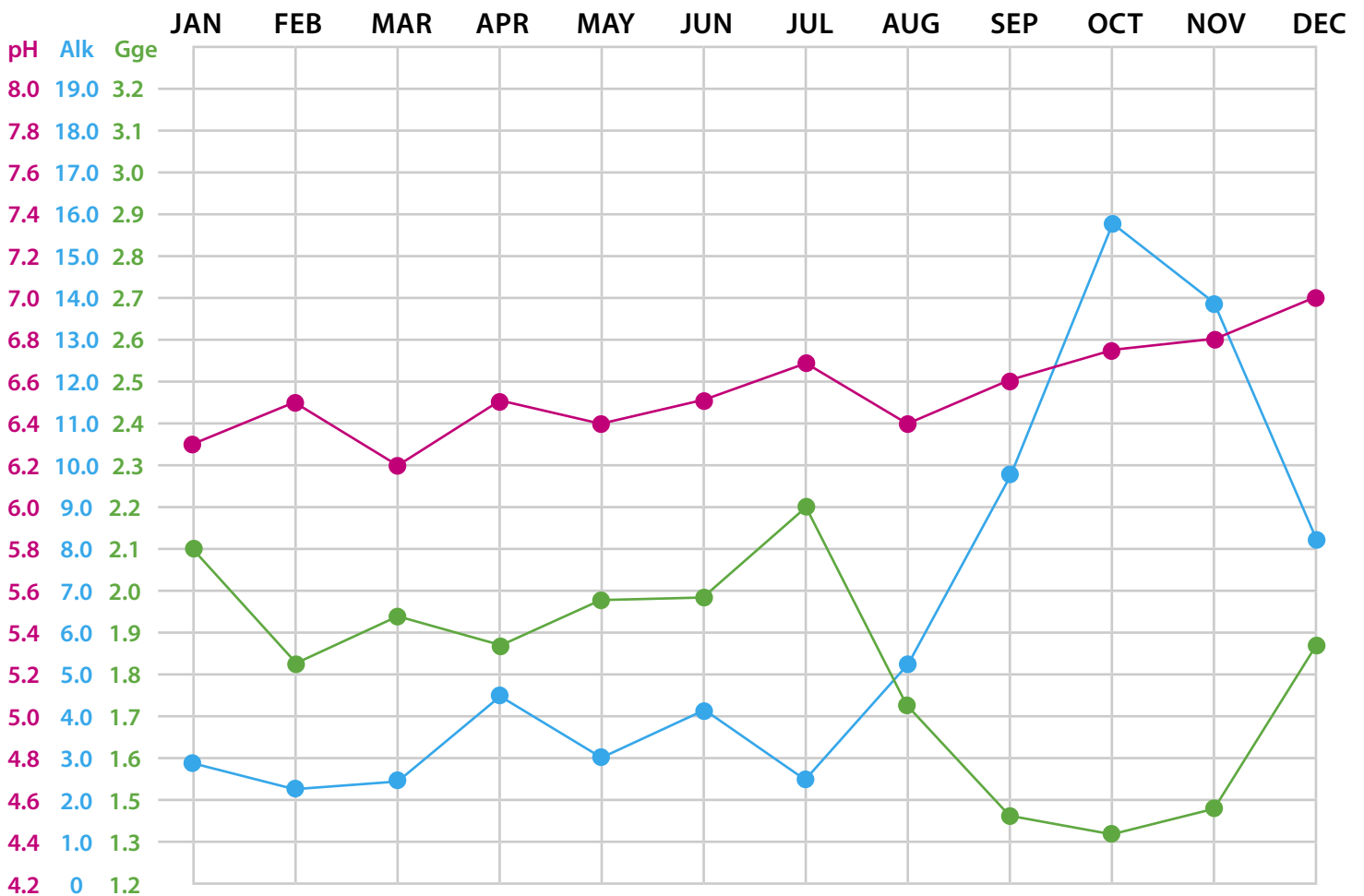


MOUTH OF ROCK RUN READINGS 2019

DATE	AIR TEMP	WATER TEMP	LINN RUN GAUGE	LINN RUN DISCHARGE	PH	ALKALINITY	TURBIDITY	LAST PRE-CIPITATION
1/5/19	36	41	2.1	33.2	6.3	2.9	High/Clear	1-5-19
2/2/19	30	30	1.82	16.9	6.5	2.1	Med/Clear	2-1-19
3/2/19	30	35.5	1.94	23.7	6.2	2.4	Med/Clear	3-1-19
4/6/19	54	43.5	1.86	14.4	6.5	4.5	Med/Clear	4-5-19
5/1/19	82	58	1.97	19.6	6.4	3.0	Med/Clear	4-30-19
6/5/19	64	55.5	1.98	21.1	6.53	4.1	Med/Clear	6-1-19
7/6/19	75	59.5	2.2	32.9	6.68	2.5	High/Clear	7-4-19
8/3/19	76	62	1.73	5.84	6.4	5.2	Med/Clear	8-2-19
8/31/19	66	61.5	1.44	3.03	6.6	9.9	Low/Clear	8-28-19
10/2/19	76	65.5	1.35	1.95	6.7	15.8	Low/Clear	9/30/19
11/6/19	46	43.5	1.47	3.09	6.6	12.8	Low/Clear	10/31/19
12/3/19	29	35.5	1.88	14.8	6.8	8.2	Med/Clear	12/2/19
Avg	55.3	49.3	1.81	15.87	6.51	6.2	-	-






JANUARY



FEBRUARY




MARCH



APRIL




MAY



JUNE



JULY



AUGUST




SEPTEMBER



OCTOBER



NOVEMBER



DECEMBER